



**Office of
Mental Health**

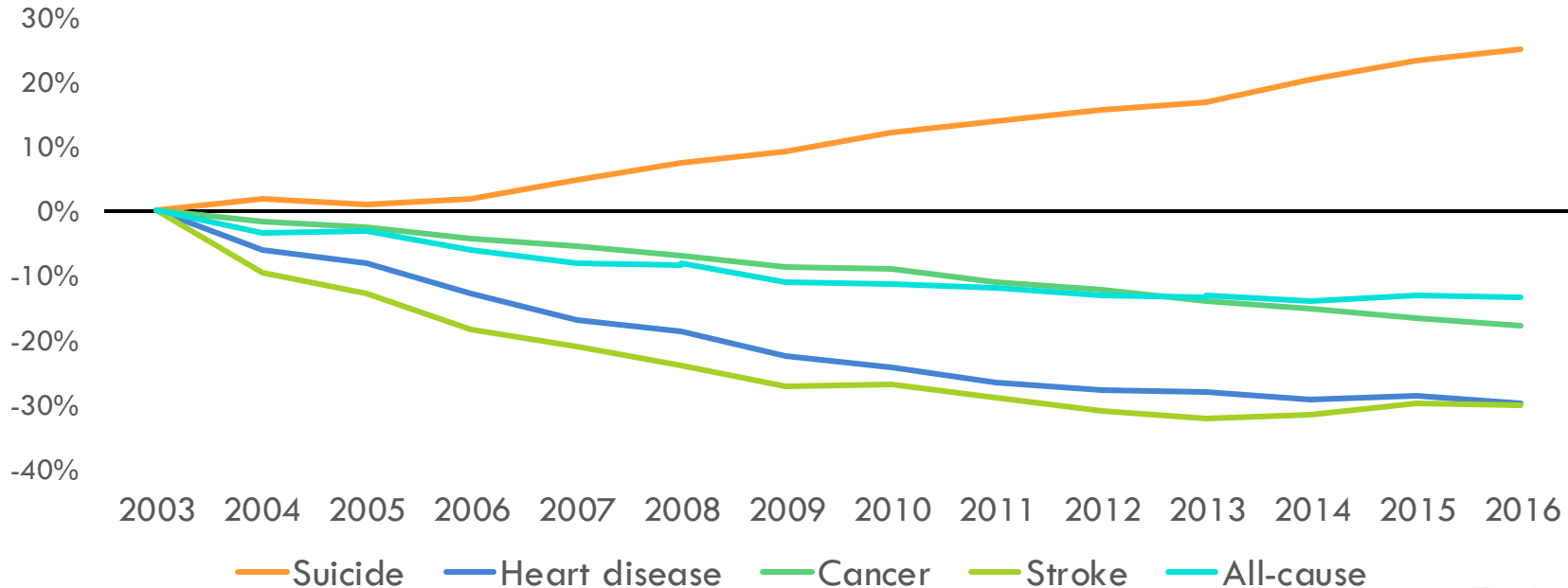
Suicide Prevention: National, New York State, and County-Level Data

Brett Harris, DrPH

**Director, Public Health Initiatives, Suicide Prevention Office
New York State Office of Mental Health**

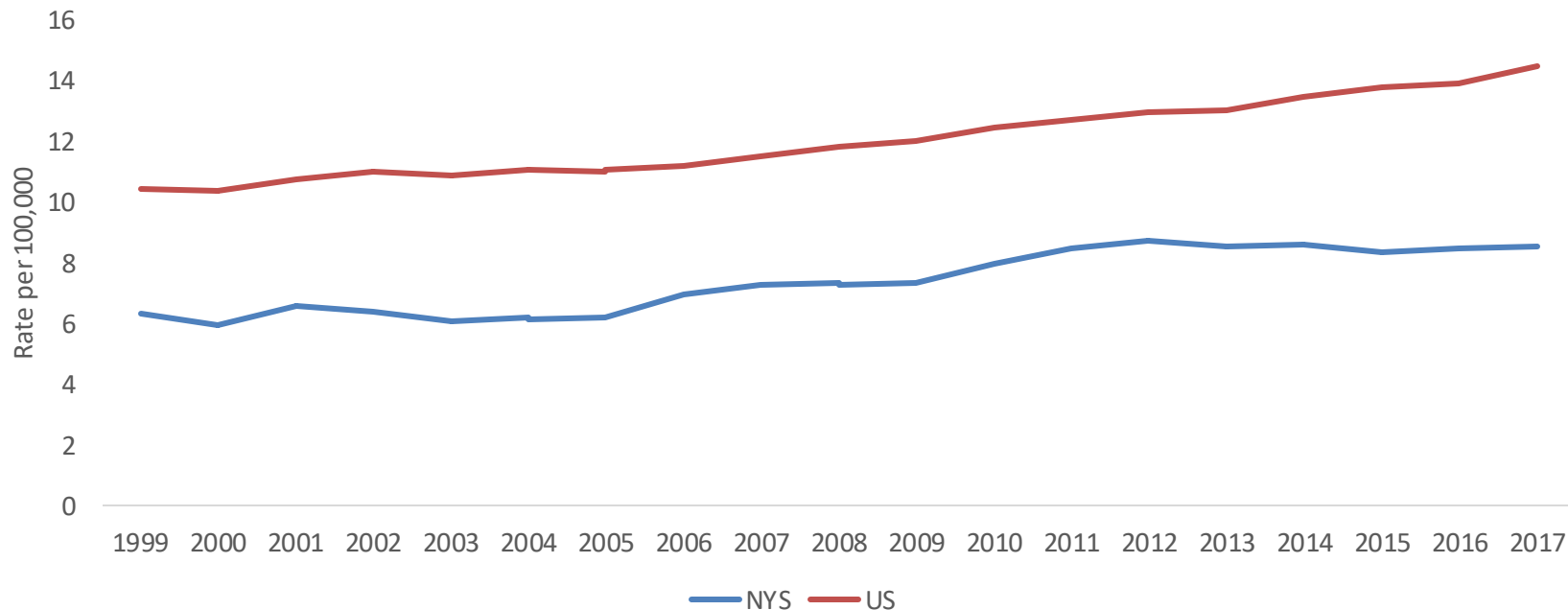
Trends in Death by Cause – Suicide is Increasing

U.S. Percent Change in Age-Adjusted Death Rates since 2003
by Cause of Death, 2003-2016



Increase in Suicide in NYS and Nationally

Age-Adjusted Suicide Death Rate, NYS and US, 1999-2017

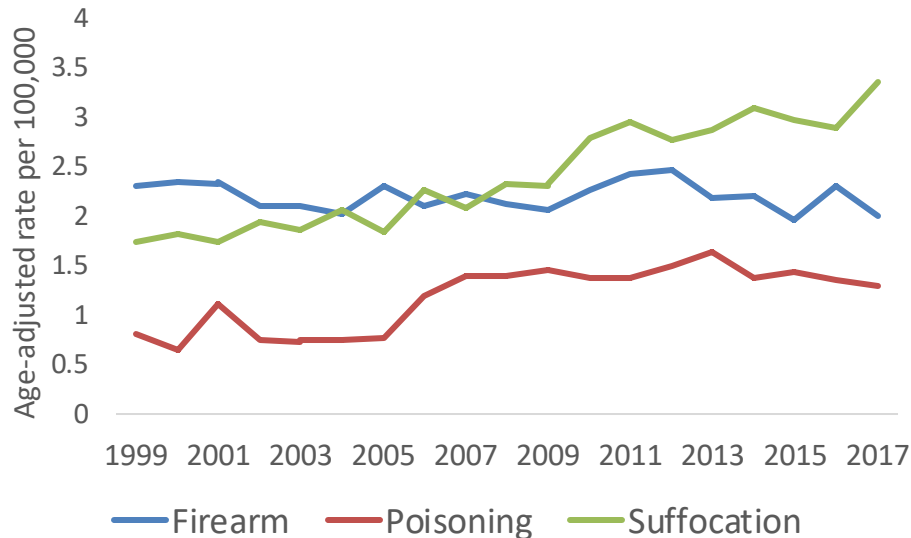


Source: CDC WISQARS

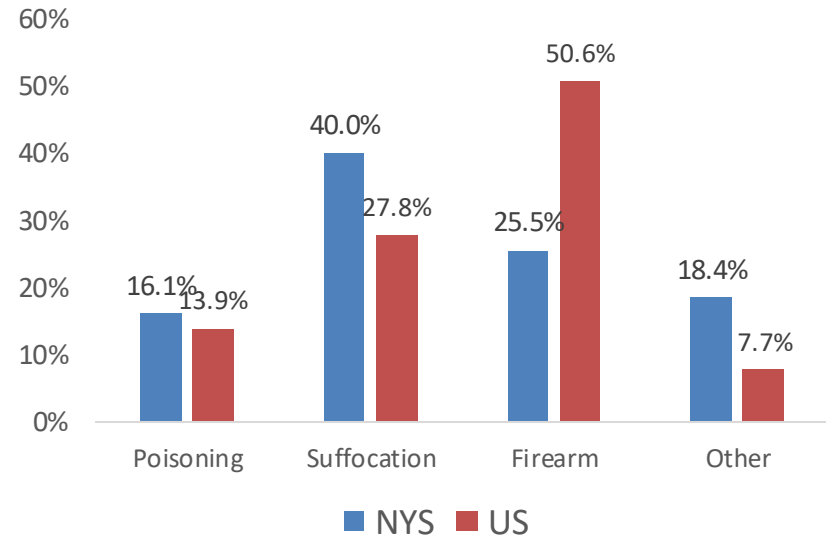
<https://webappa.cdc.gov/cgi-bin/broker.exe>

Means

Age-Adjusted Suicide Death Rate by Means, NYS, 1999-2017



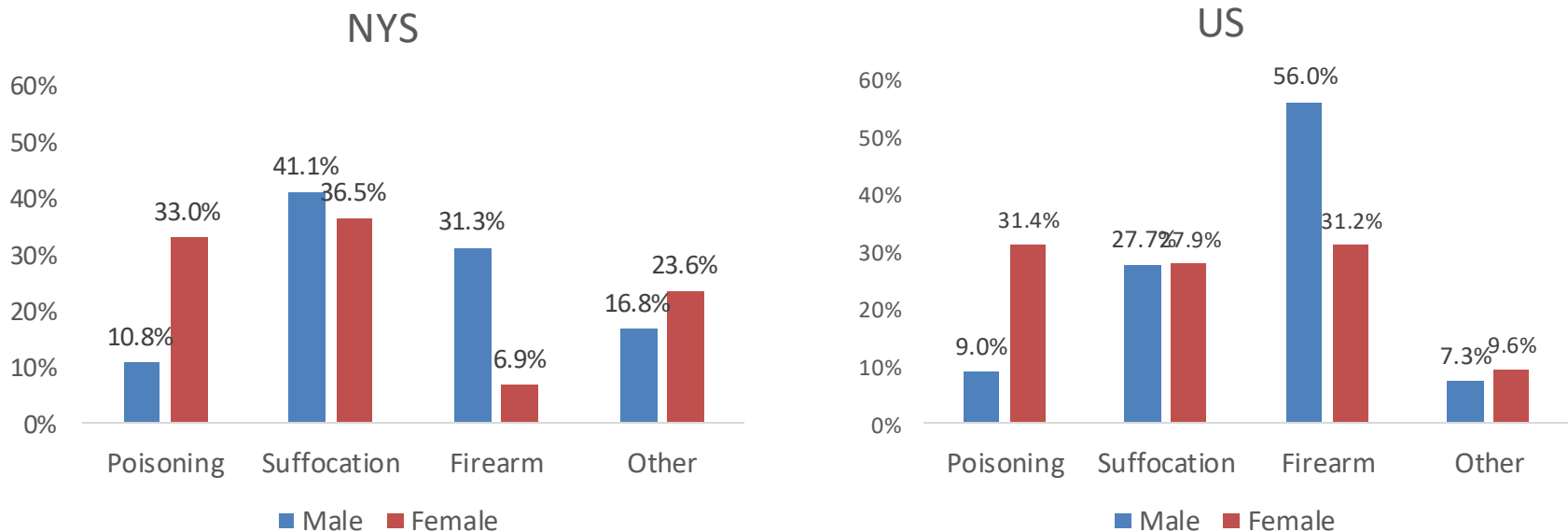
Percentage of suicides by means, NYS vs US, 2017



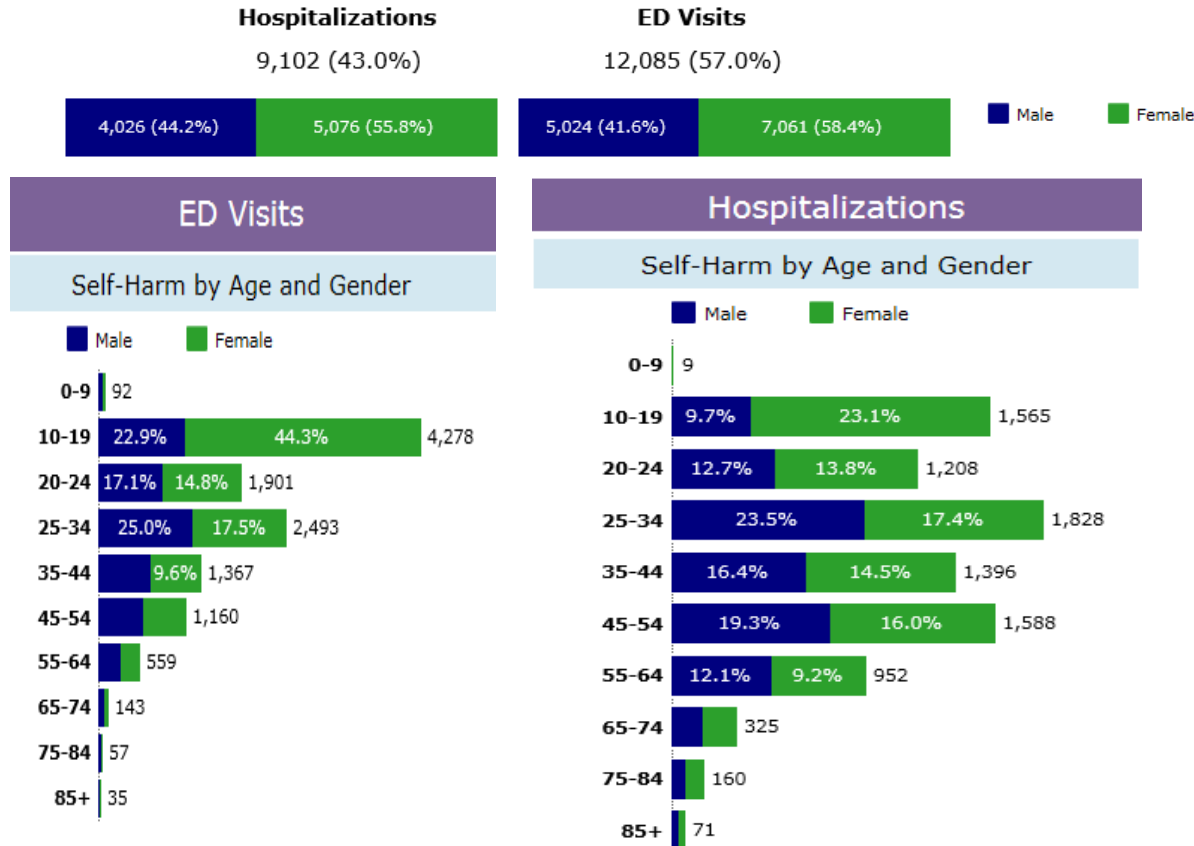
Source: CDC WISQARS

<https://webappa.cdc.gov/cgi-bin/broker.exe>

Percentage of Suicide Deaths by Means and Gender, NYS and US, 2017

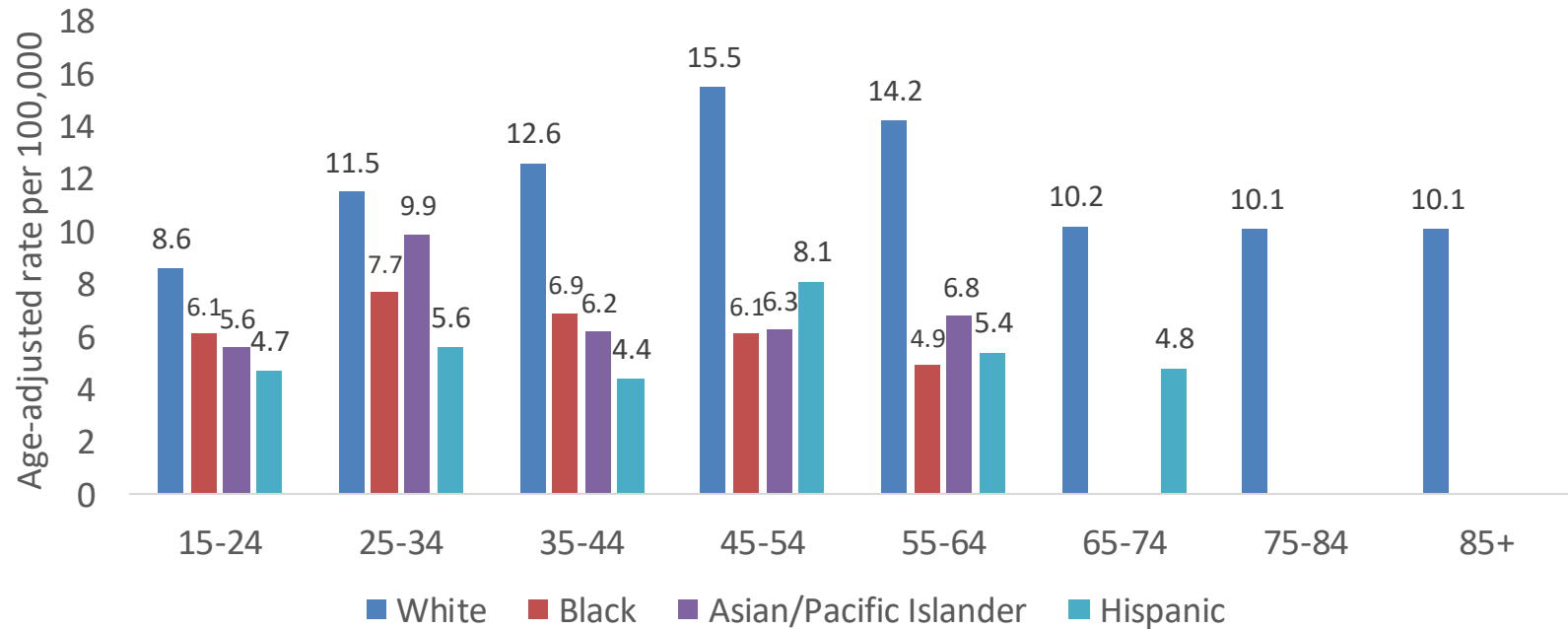


Suicide Deaths and Hospitalizations and ED Visits for Self-Inflicted Injury, by Age and Gender, Age-Adjusted Rate per 100,000, NYS, 2016



Suicide Rate by Age and Race/Ethnicity

Age-adjusted suicide death rate by age and race/ethnicity, NYS, 2017

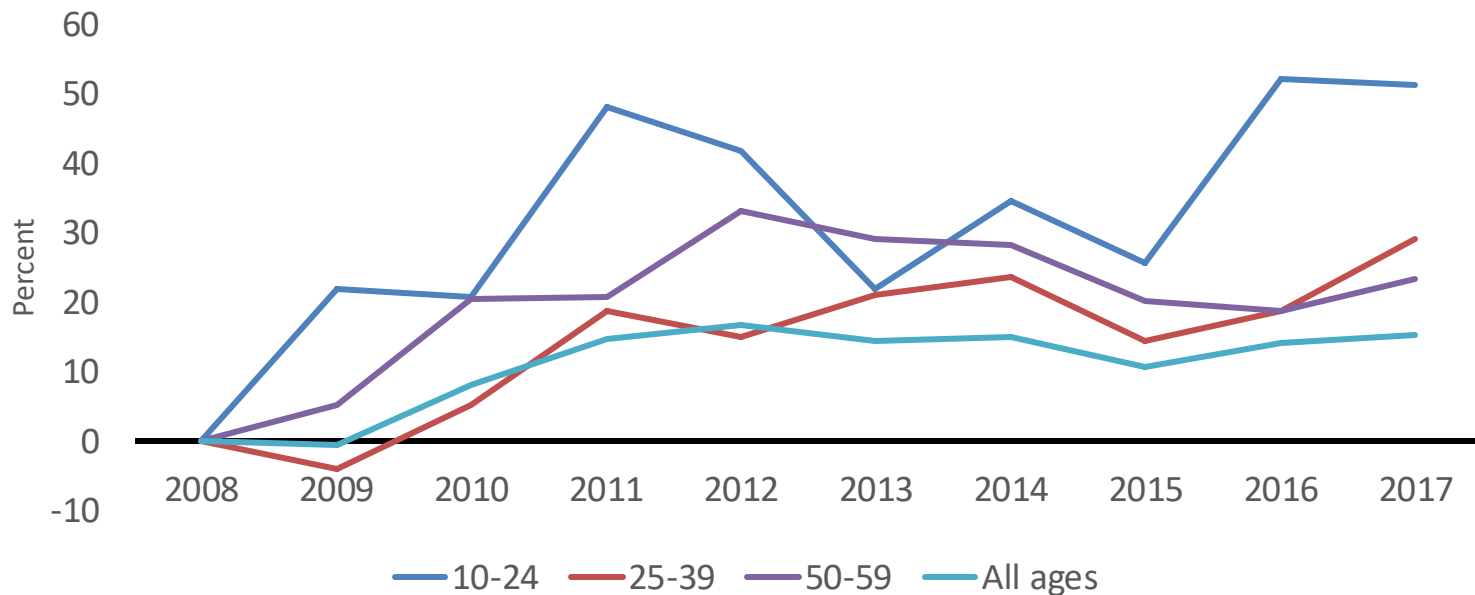


Source: CDC WISQARS

<https://webappa.cdc.gov/cgi-bin/broker.exe>

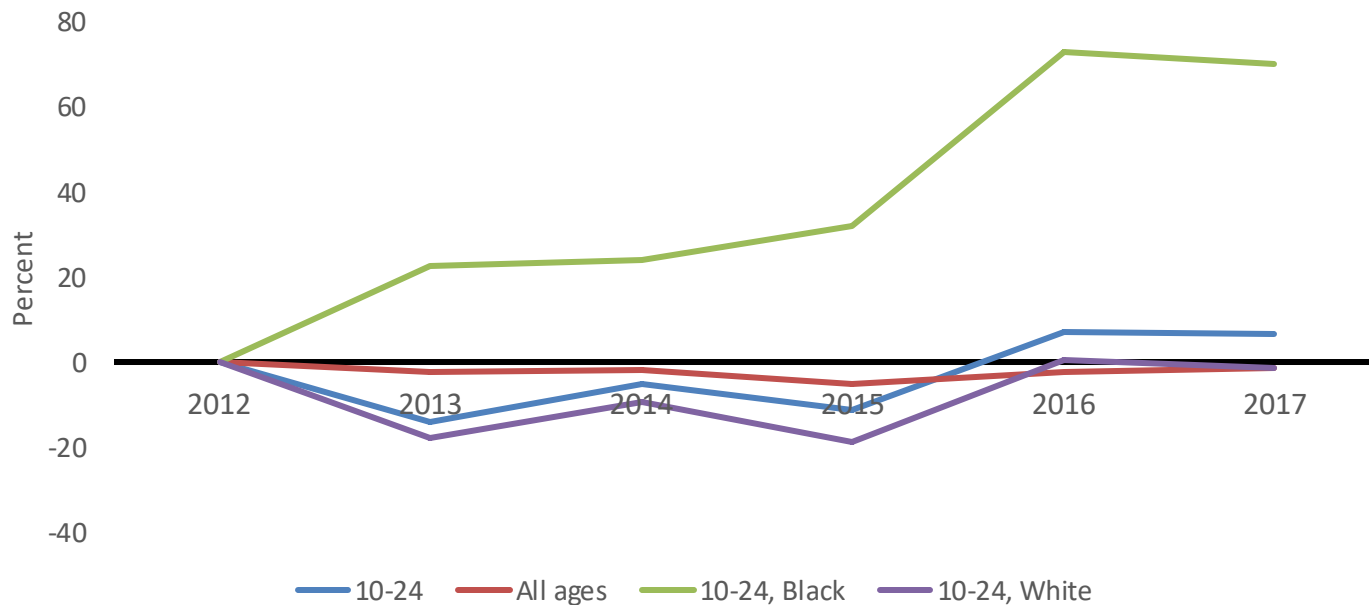
Youth Suicide is Increasing

Percent change in age-adjusted suicide rate since 2008 by age, NYS,
2008-2017



Black Youth

Percent change in age-adjusted suicide rate among youth 10-24 since 2012, White vs. Black race, NYS, 2012-2017

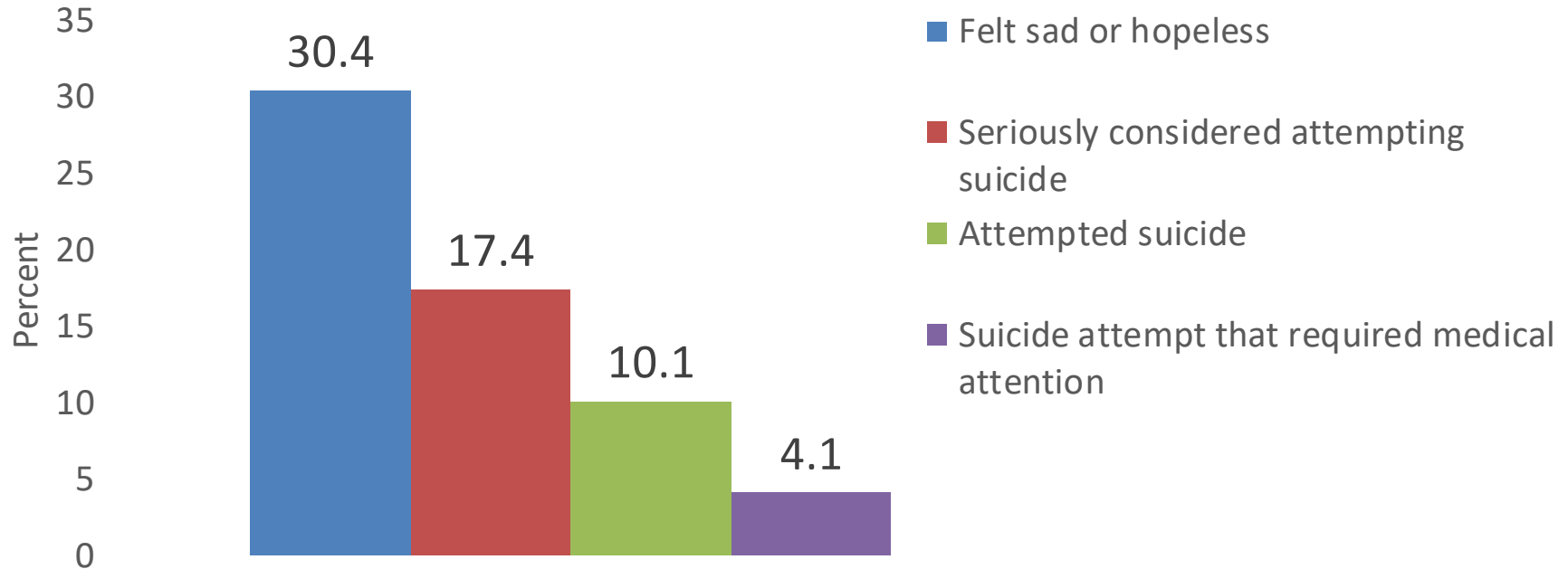


Source: CDC WISQARS

<https://webappa.cdc.gov/cgi-bin/broker.exe>

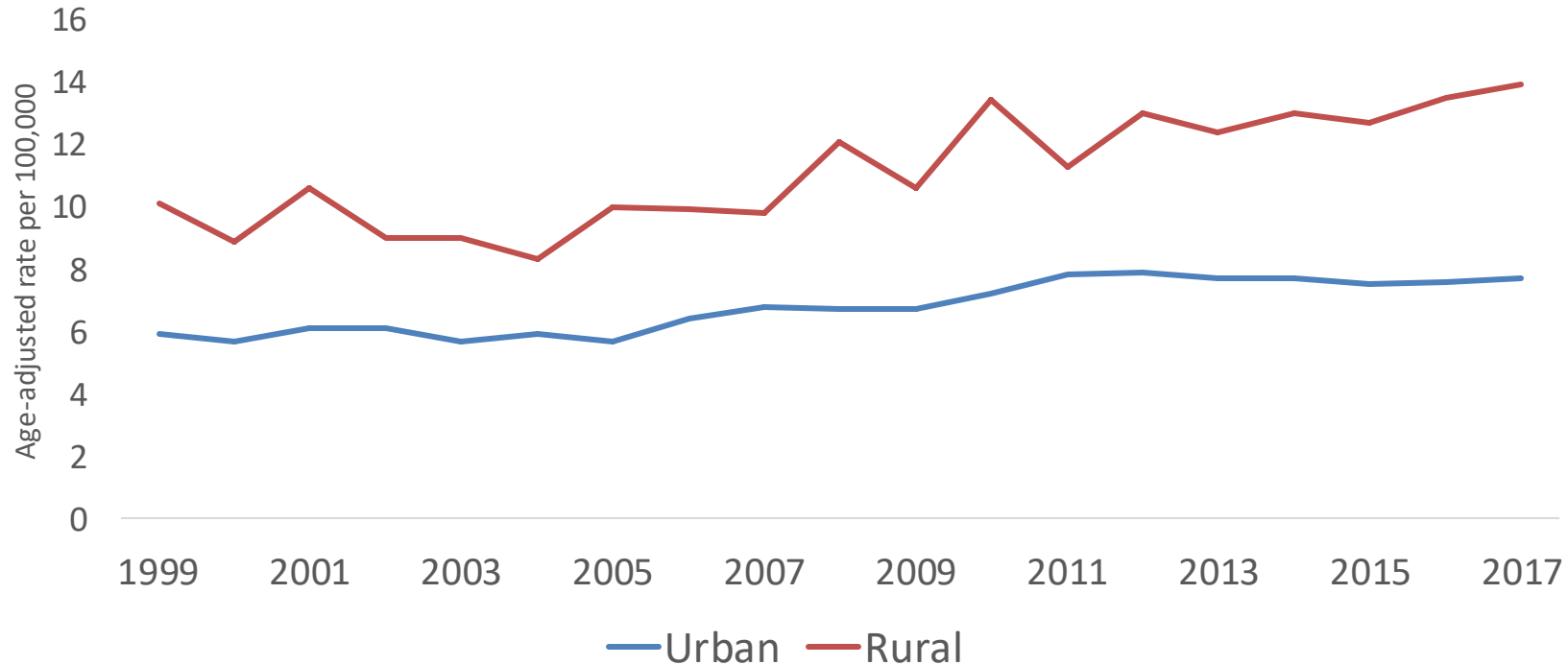
Suicidal Ideation and Behavior among Youth

Past-12-month depressed mood and suicidal ideation and behavior, NYS
9-12 graders, 2017



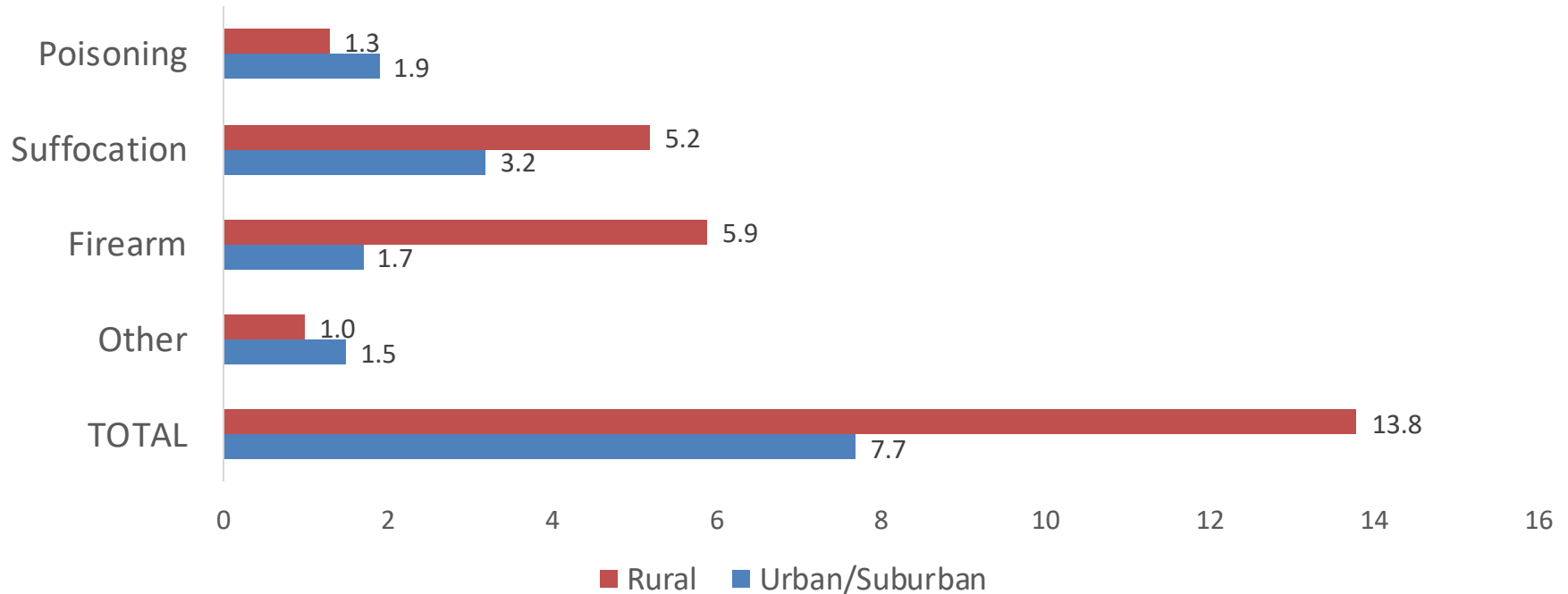
Looking more closely into the increasing trend

Suicide rates, urban vs. rural, NYS, 1999-2017

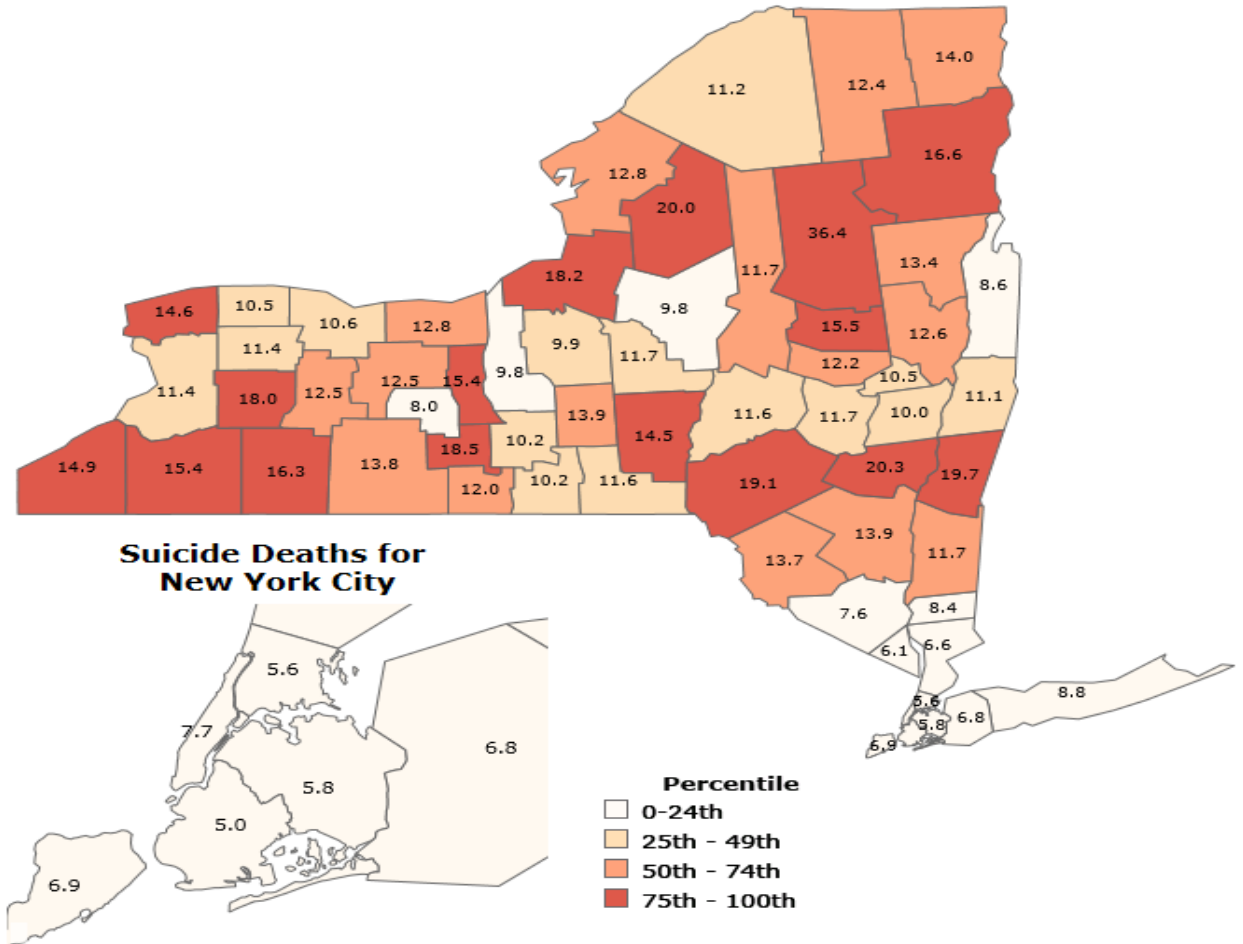


Suicide in Urban, Suburban, and Rural Areas

Age-adjusted suicide rate by geography and means, NYS, 2017

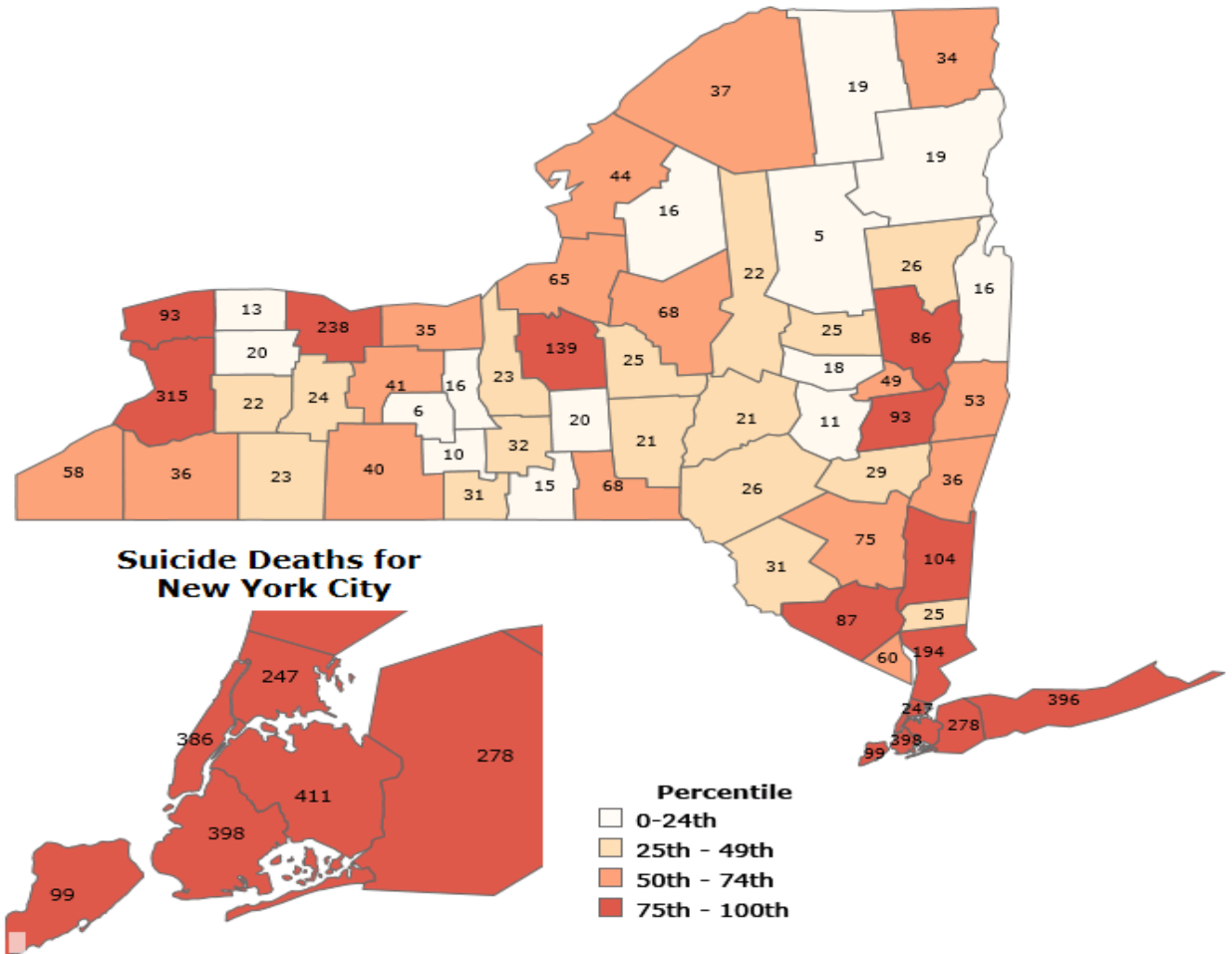


Suicide Rate by NY



Source: NYS Health Connector
<https://nyshc.health.ny.gov/web/nyapd/suicides-in-new-york>

Number of Suicide 2015-2017



Source: NYS Health Connector
<https://nyshc.health.ny.gov/web/nyapd/suicides-in-new-york>

NYS suicides broken down by county

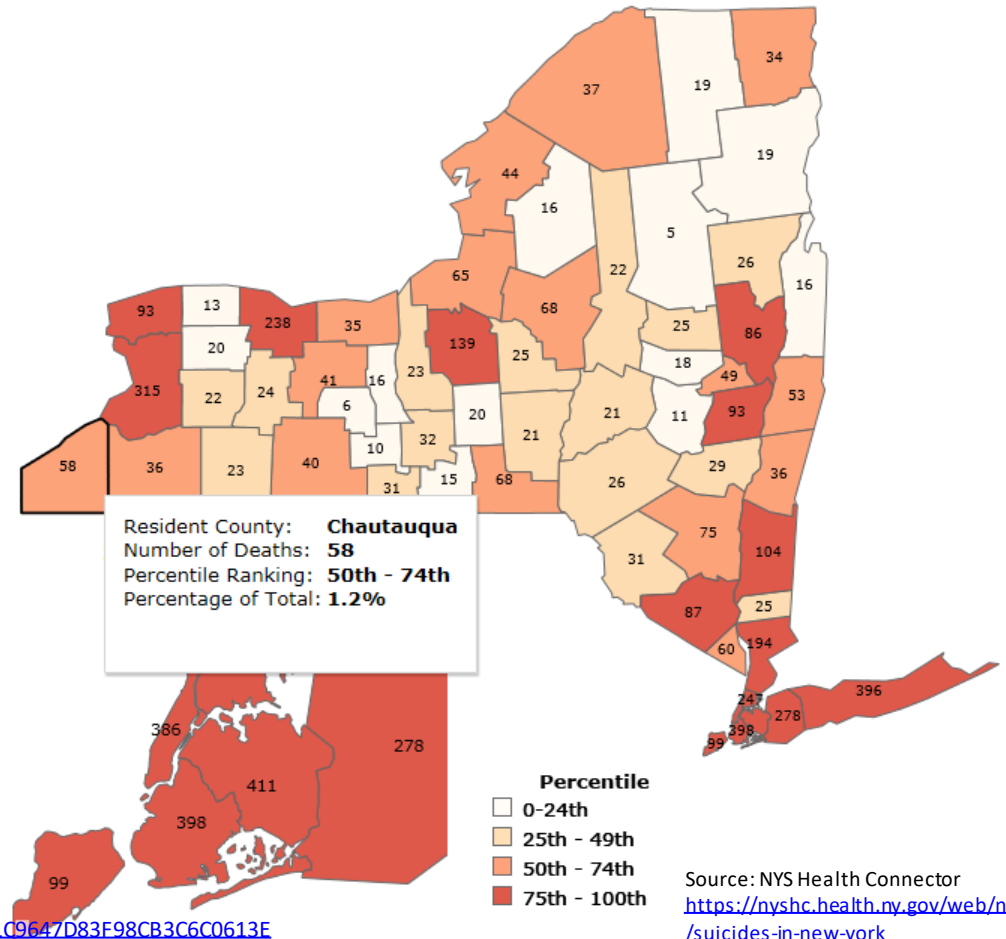
County ↓	→ Deaths ↑↓	↔ Population ↑↓	↔ Crude Rate Per 100,000 ↑↓	← Age Adjusted Rate Per 100,000 ↑↓
Greene County, NY (36039)	28	142,603	19.6	18.1
Oswego County, NY (36075)	64	357,611	17.9	17.1
Columbia County, NY (36021)	33	183,102	18.0	16.3
Delaware County, NY (36025)	24	136,577	17.6	16.1
Cattaraugus County, NY (36009)	36	232,947	15.5	15.4
Cortland County, NY (36023)	20	144,350	13.9	15.3
Wyoming County, NY (36121)	22	122,297	18.0	14.6
Fulton County, NY (36035)	24	161,697	14.8	14.6
Allegany County, NY (36003)	21	141,433	14.8	14.3
Chautauqua County, NY (36013)	56	389,329	14.4	13.8
Niagara County, NY (36063)	94	635,738	14.8	13.8
Ulster County, NY (36111)	75	538,785	13.9	13.4
Chenango County, NY (36017)	20	145,286	13.8	13.4
Steuben County, NY (36101)	38	290,852	13.1	13.0
Wayne County, NY (36117)	34	272,914	12.5	12.5
Warren County, NY (36113)	26	193,787	13.4	12.4
Herkimer County, NY (36043)	22	187,953	11.7	12.4
Sullivan County, NY (36105)	31	225,163	13.8	12.4
Livingston County, NY (36051)	23	192,773	11.9	12.3
Clinton County, NY (36019)	33	243,304	13.6	12.2
Jefferson County, NY (36045)	44	345,828	12.7	12.2
Saratoga County, NY (36091)	85	683,171	12.4	11.8
Chemung County, NY (36015)	29	258,950	11.2	11.6
Tompkins County, NY (36109)	33	314,599	10.5	11.5
Madison County, NY (36053)	25	214,143	11.7	11.5

Source: CDC Wonder

<https://wonder.cdc.gov/controller/datarequest/D76.jsessionid=5A36BC05F1C9647D83F98CB3C6C0613E>

Chautauqua County,

- 58 suicide deaths in Chautauqua County 2015-2017:
 - Poisoning – suppressed
 - Suffocation – 18
 - Firearm – 30
- Suicide death rate – 13.8 per 100,000 population (NYS rate – 8.0 per 100,000)



Chautauqua County

Messages:

- ▶ Totals are not available for these results due to suppression constraints. [More Information.](#)
- ▶ Rows with suppressed Deaths are hidden. Use Quick Options above to show suppressed rows.

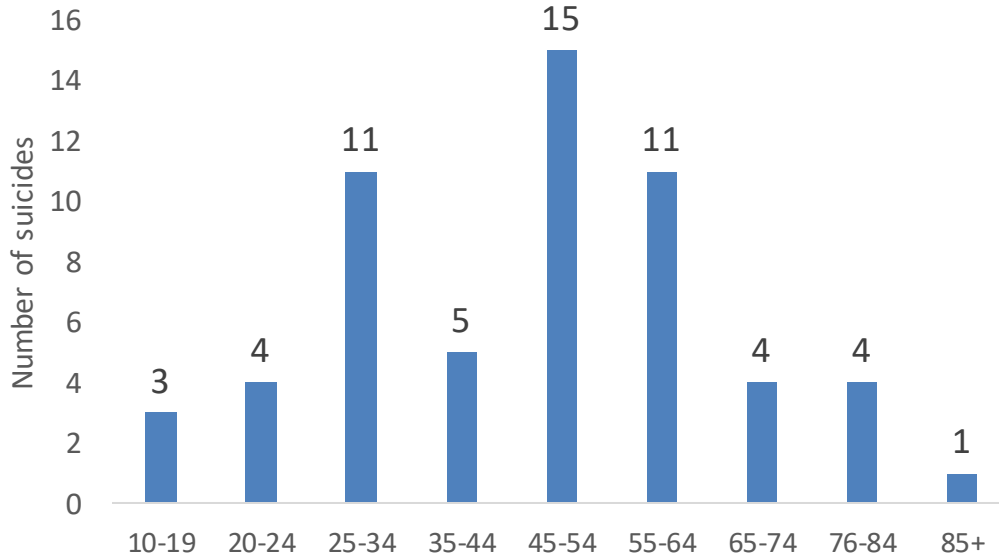
Year ↓	➔ Deaths ↑↓	↕ Population ↑↓	↕ Crude Rate Per 100,000 ↑↓	↔ Age Adjusted Rate Per 100,000 ↑↓
1999	16	140,087	Unreliable	Unreliable
2000	13	139,750	Unreliable	Unreliable
2001	14	138,730	Unreliable	Unreliable
2002	13	138,346	Unreliable	Unreliable
2004	11	137,174	Unreliable	Unreliable
2005	12	136,139	Unreliable	Unreliable
2006	10	135,640	Unreliable	Unreliable
2007	12	135,481	Unreliable	Unreliable
2008	11	135,229	Unreliable	Unreliable
2009	14	135,197	Unreliable	Unreliable
2010	19	134,905	Unreliable	Unreliable
2011	14	134,368	Unreliable	Unreliable
2012	20	133,539	15.0	13.6
2013	15	133,080	Unreliable	Unreliable
2014	18	132,053	Unreliable	Unreliable
2015	16	130,779	Unreliable	Unreliable
2016	19	129,504	Unreliable	Unreliable
2017	21	129,046	16.3	15.9

Source: CDC Wonder

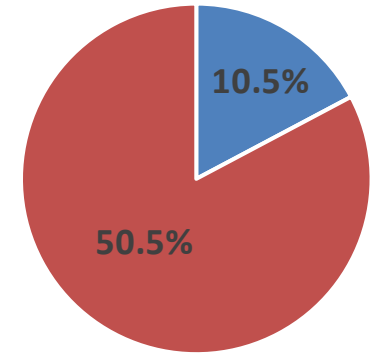
<https://wonder.cdc.gov/controller/datarequest/D76.jsessionid=5A36BC05F1C9647D83E98CB3C6C0613F>

Chautauqua County

Suicide by age, Chautauqua County, 2015-2017



Suicide by gender, Chautauqua County, 2015-2017



■ Female ■ Male


44 of the 48 men who died by suicide were white (22.3 per 100,000 compared to 13.8 per 100,000 for Chautauqua County as whole)

Source: CDC Wonder

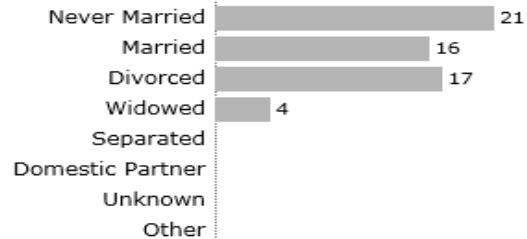
<https://wonder.cdc.gov/controller/datarequest/D76.jsessionid=5A36BC05F1C9647D83E98CB3C6C0613E>

Suicide in Chautauqua County


Suicide Deaths by Race



Suicide Deaths by Marital Status



Suicide Deaths by Veteran Status

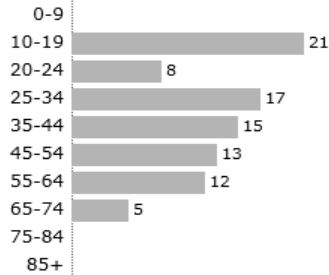


Source: NYS Health Connector

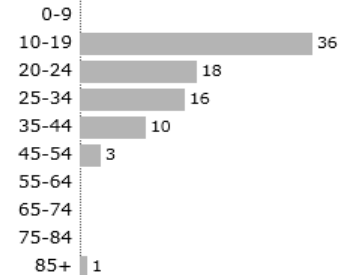
<https://nyshc.health.ny.gov/web/nyapd/suicide-in-new-york>

Self-harm in Chautauqua County, 2016

Self-Harm Hospitalizations by Age Group



Self-Harm ED Visits by Age Group



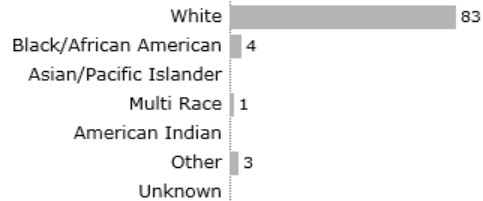
Self-Harm Hospitalizations by Gender




Self-Harm ED Visits by Gender



Self-Harm Hospitalizations by Race



Self-Harm ED Visits by Race



Self-Harm Hospitalizations by Ethnicity




Self-Harm ED Visits by Ethnicity



Self-harm data

- 91 hospitalizations (69.5/100,000)
- 84 ED visits (64.2/100,000)

Self-Harm ED Visits by Discharge Status






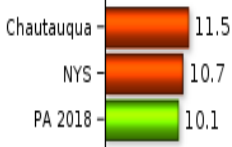


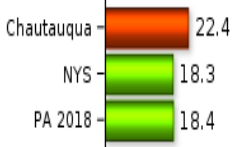


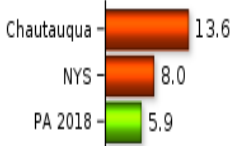


Self-Harm ED Visits by Mechanism



Chautauqua County – Prevention Agenda

Promote Mental Health and Prevent Substance Abuse

Chautauqua County - Prevention Agenda (PA) Indicators	Data Views 	Dial 	PA 2018 Objective and Most Recent Data 						
42 - Age-adjusted percentage of adults with poor mental health for 14 or more days in the last month		 11.5	 <table border="1"> <tr><td>Chautauqua</td><td>11.5</td></tr> <tr><td>NYS</td><td>10.7</td></tr> <tr><td>PA 2018</td><td>10.1</td></tr> </table>	Chautauqua	11.5	NYS	10.7	PA 2018	10.1
Chautauqua	11.5								
NYS	10.7								
PA 2018	10.1								
43 - Age-adjusted percentage of adults binge drinking during the past month		 22.4	 <table border="1"> <tr><td>Chautauqua</td><td>22.4</td></tr> <tr><td>NYS</td><td>18.3</td></tr> <tr><td>PA 2018</td><td>18.4</td></tr> </table>	Chautauqua	22.4	NYS	18.3	PA 2018	18.4
Chautauqua	22.4								
NYS	18.3								
PA 2018	18.4								
44 - Age-adjusted suicide death rate per 100,000 population		 13.6	 <table border="1"> <tr><td>Chautauqua</td><td>13.6</td></tr> <tr><td>NYS</td><td>8.0</td></tr> <tr><td>PA 2018</td><td>5.9</td></tr> </table>	Chautauqua	13.6	NYS	8.0	PA 2018	5.9
Chautauqua	13.6								
NYS	8.0								
PA 2018	5.9								

Source: NYS Department of Health

https://apps.health.ny.gov/doh2/applinks/ebi/SASStoreProcess/guest?_program=/EBI/PHIG/apps/dashboard/pa_dashboard&p=ch

Accessing the Data

- [New York State Health Connector: Suicides and Self-Harm in New York State Dashboard](#)
- [New York State Prevention Agenda: Promote Mental Health and Prevent Substance Abuse](#)
- [Web-Based Injury Statistics Query and Reporting System \(WISQARS\)](#)
- [Wide-ranging ONLINE Data for Epidemiologic Research \(WONDER\)](#)
- [Youth Risk Behavior Survey \(YRBS\)](#)

- These links and more about each data source can be accessed on the Suicide Prevention Center of NY data page at <https://www.preventsuicideny.org/data-on-suicide/>

Questions

Brett Harris, DrPH
 Director, Public Health Initiatives
 Suicide Prevention Office
 Suicide Prevention Center of NY
Brett.harris@omh.ny.gov
 518-408-8525

SPCNY Website:

<https://www.preventsuicideny.org/>



Questions

Brett Harris, DrPH,
 Director of Public Health Initiatives
 Suicide Prevention Office
 NYS OMH and SPCNY
Brett.Harris@omh.ny.gov

SPCNY Website:

<https://www.preventsuicideny.org/>

